

Kev Pab Cuam Txhais Lus


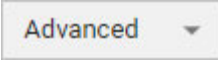
RTD tab tom ua ib qho Fare Study Thoob plaws lub laj txheej thiab Soj Ntsuam Kev Muaj Vaj Huam Sib Luag mus rau kev soj ntsuam saib nws qhov kev ncaj ncees. Zoo siab tos txais koj qhov kev koom tes thiab lub tswv yim. Kev pab cuam txhais lus yog muaj pub yam tsis tau poob nyiaj. Yog koj xav muaj feem xyuam los sis xav tau txheej xwm ntau ntxiv, thov sau ntawv rau tus email faresstudy@rtd-denver.com los sis hu rau 303.299.6000. Lwm txoj hau kev xaiv, ua raws cov lus qhia hauv qab no txhawm rau hloov koj li internet browser los ntawm lus As Kiv mus ua hom lus koj nyiam. Ces, rov qab mus rau ntawm Fare Study lub vas sab ntawm rtd-denver.com/faresstudy txog kev kho tshiab cov tes hauj lwm thiab koom.

Yuav Hloov Ua Lwm Hom Ntawv Hauv Koj Tus Internet Tshawb Nrhiav Li Cas

Google Chrome	1
Microsoft Edge	4



Google Chrome

1. Qhib Google Chrome tshawb nrhiav.
2. Nyob rau sab xis saum toj ntawm lub qhov rai, nias rau  icon.
3. Nias ntawm menu nqis, xaiv **Settings**.
4. Nyob rau lub qhov rai txuas ntxiv, nias rau  kom nqis.
5. Nias xaiv *Languages*.

6. Nyob rau ntawm xaiv *Languages*, nias rau **nqes xub** nyob ntawm sab xis qhov xaiv *Language*.


Language English	▼
Spell check English (United States)	▼

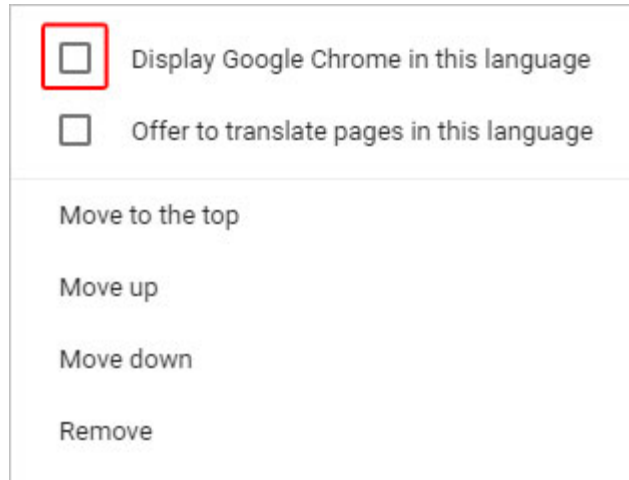
7. Nyob rau hauv menu, nias rau tus [Add languages](#) link.
8. Nyob rau lub nab cos txuas ntxiv, nias rau checkbox mus rau ib los sis cov lus (A), thiab nias rau **Add** (B).

Add languages

- Spanish (Colombia) - español (Colombia)
- Spanish (Costa Rica) - español (Costa Rica)
- Spanish (Honduras) - español (Honduras)
- Spanish (Latin America) - español (Latinoamérica)
- Spanish (Mexico) - español (México)
- Spanish (Peru) - español (Perú)
- Spanish (Spain) - español (España)
- Spanish (United States) - español (Estados Unidos)

CANCEL **ADD**


9. Koj yam lus tau xaiv tshiab yuav tshwm nyob rau ntawm qhov menu *Lus*. Mus xaiv ib hom, nias rau lub  icon nyob sab xis ntawm cov lus thiab xaiv lub plaub fab txuas ntxiv **Display Google Chrome in this language**.

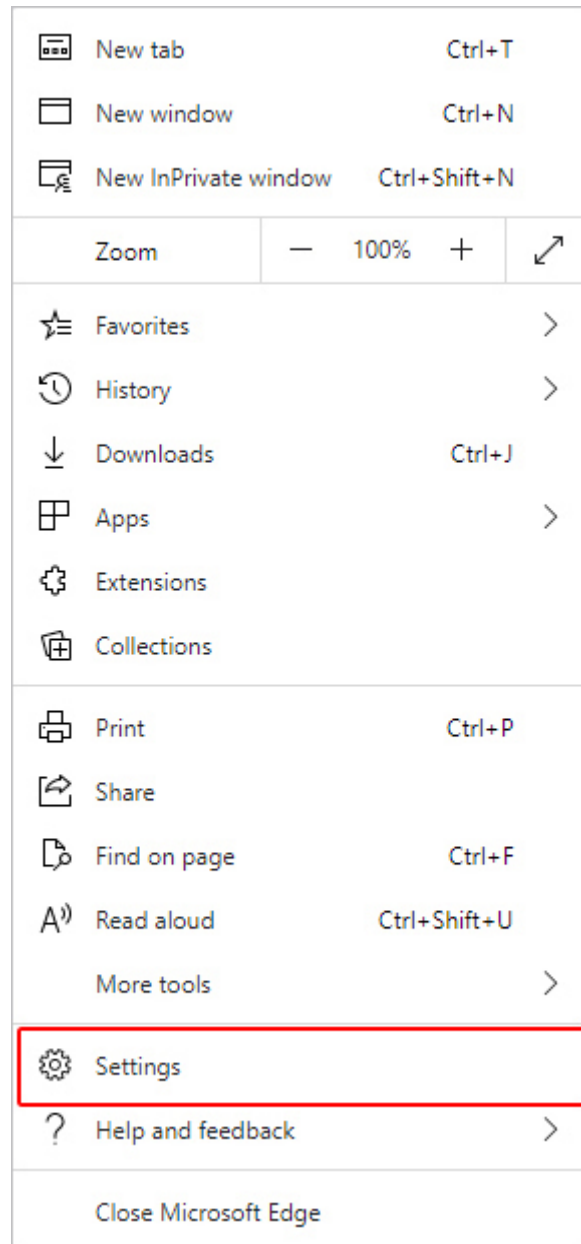


10. Nias **Relaunch** los sis kaw thiab rov qhib koj li Chrome tshawb nrhiav kom tawm hom lus tshiab.

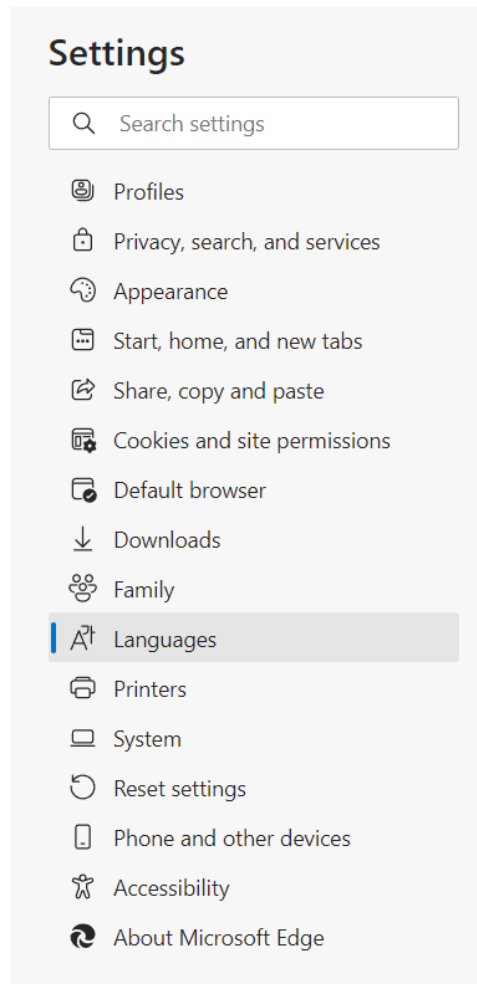


Microsoft Edge

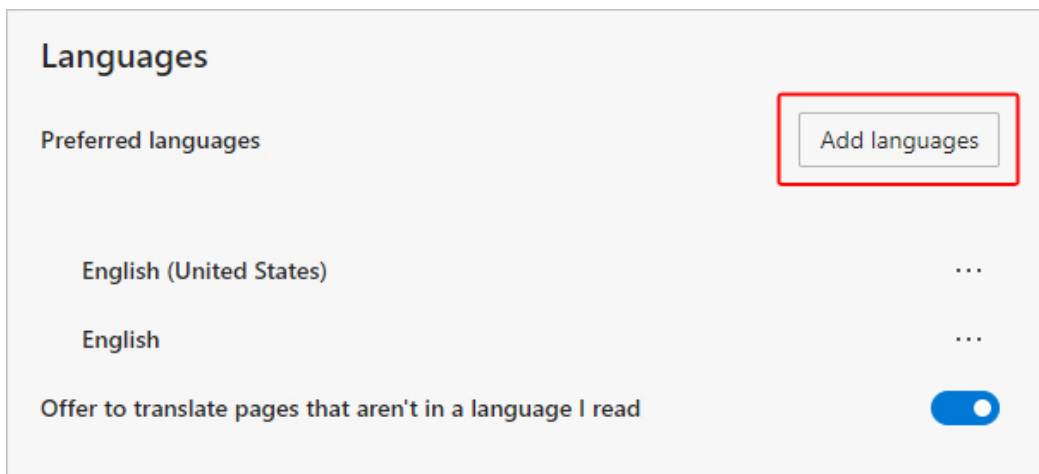
1. Qhib Microsoft Edge tshawb nrhiav.
2. Nias rau **Kho thiab lub icon**  nyob ntawm ces kaum sab xis saum toj ntawm lub qhov rai.
3. Nyob sab hauv ntawm menu, ze hauv qab kawg, xaiv **Settings**.



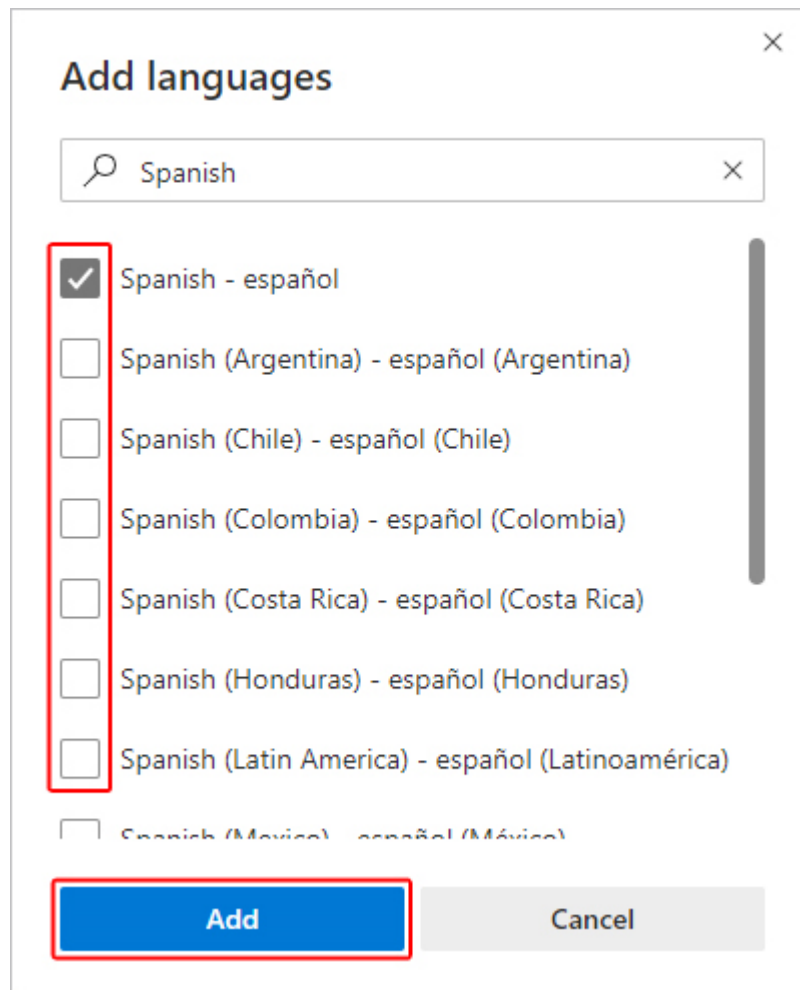
4. Sab lauj ntawm lub nab cos, rau hauv *Settings*, nias **Languages**.





5. Nyob rau ntawm *Languages*, nias **Add languages**.



- Nyob rau ntawm qhov tawm los, xaiv hom lus koj xav muab tso tawm, thiab tom qab ntawv nias **Add**.



- Rov qab mus rau Hom lus, xaiv hom lus uas koj xaiv thiab nias rau lub  icon nyob ntawm sab xis. Tom qab ntawv, saib lub box nyob toj ntawm **Display Microsoft Edge in this language**.
- Nias rau  los sis muab kaw thiab rov qhib lub tshawb nrhiav.